




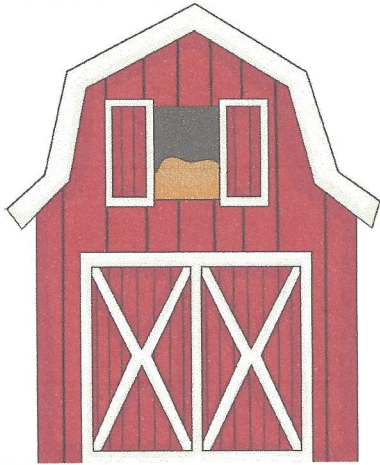
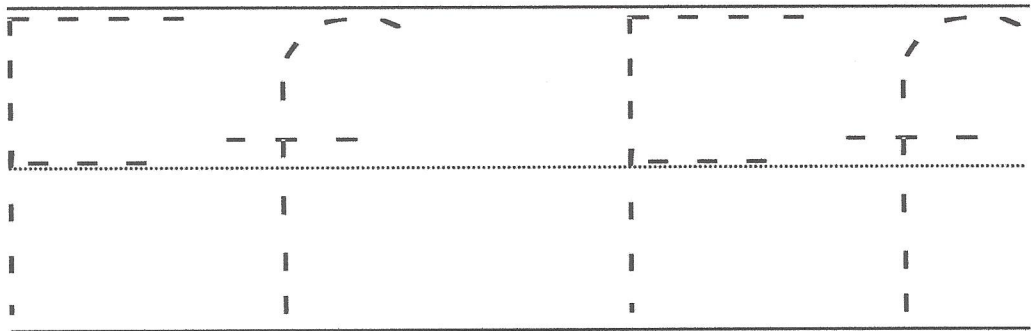








# Farm Pre-Writing Practice

I suggest laminating or putting in a page protector to save on ink cost! Have your child use a dry erase marker or a crayon to practice writing & easily wipe clean for later use.

[www.livinglifeintentionally.blogspot.com](http://www.livinglifeintentionally.blogspot.com)







# Cutting Practice

Practice cutting carefully along the grey line until you get to the mouse.  
[www.livinglifeintentionally.blogspot.com](http://www.livinglifeintentionally.blogspot.com)

